



**2021 UPC & UMC  
TECHNICAL COMMITTEE MEETING**



**WELCOME TECHNICAL COMMITTEE**

**IAPMO CODE DEVELOPMENT PROCESS FOR THE  
UNIFORM PLUMBING CODE (UPC) &  
UNIFORM MECHANICAL CODE (UMC)  
2018-2021**

# TABLE OF CONTENTS



- **COMMITTEE SCOPE, RESPONSIBILITY, AND MEMBERSHIP**
- **CODE DEVELOPMENT PROCESS (4 STEPS)**
- **TECHNICAL COMMITTEE MEETING, ROBERT'S RULE OF ORDER, AND VOTING AT MEETING**
- **ELECTRONIC BALLOTING AND KAVI REVIEW**
- **GUIDELINE FOR REFERENCING STANDARDS AND PUBLICATIONS**
- **EXTRACT GUIDELINES**
- **IAPMO MANUAL OF STYLE**
- **IAPMO CODES WEBSITE**
- **QUESTIONS**



# COMMITTEE SCOPE AND RESPONSIBILITY

## •Committee Scope and Responsibility

- » **UPC**-Primary responsibility for documents that contain the minimum requirements for the protection of the public health, safety and welfare that apply to the erection, installation, alteration, repair, relocation, replacement, addition to, use, or maintenance of plumbing systems.
  
- » **UMC**-Primary responsibility for documents that contain the minimum requirements for the protection of the public health, safety and welfare that apply to the erection, installation, alteration, repair, relocation, replacement, addition to, use, or maintenance of mechanical systems.
  
- » **TCC** - Technical Correlating Committee (TCC) responsibilities include:
  - Resolves conflicts between codes
  - Provides correlation among the recommendations of the TC's
  - Corrects errors and omissions
  - Has the authority to choose between alternatives presented by the TC's

## COMMITTEE MEMBERSHIP

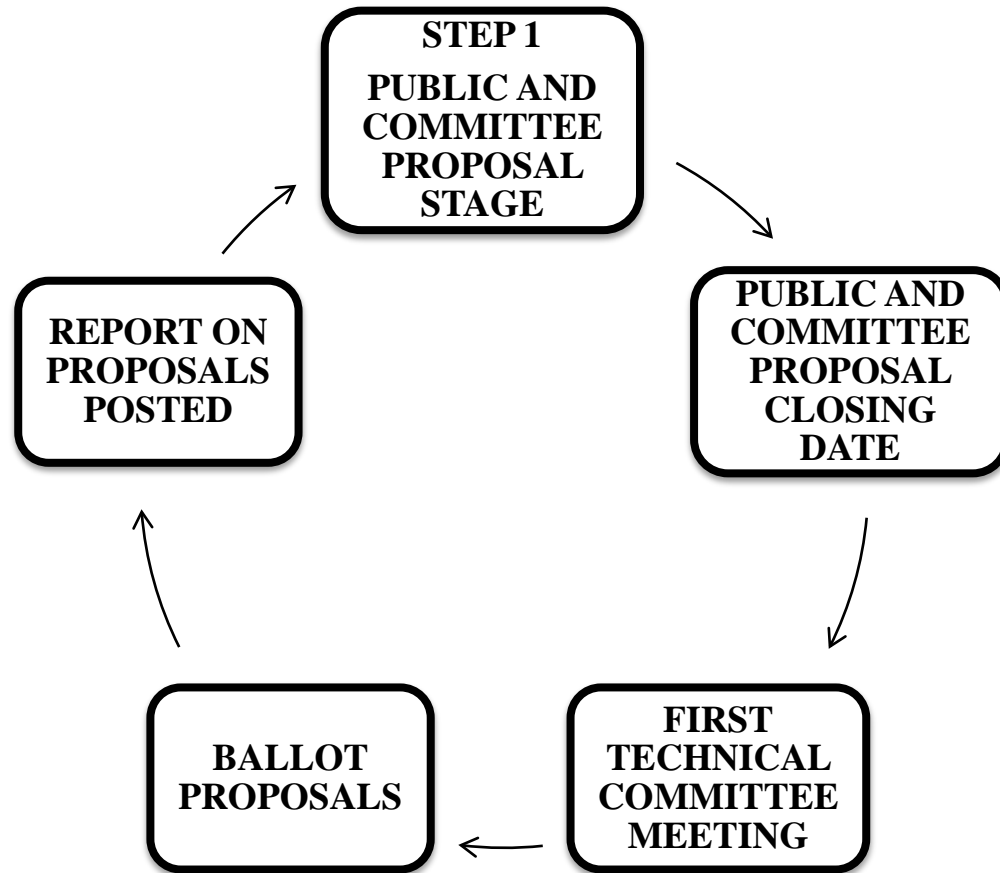
The logo for IAPMO (International Association of Plumbing and Mechanical Officials) is located in the top left corner. It features the acronym "IAPMO" in a bold, black, sans-serif font. The letters are set against a light green shield-shaped background. This shield is enclosed within a dark green, stylized oval frame that has a slight 3D effect. A thick, dark green horizontal line extends from the right side of the oval across the top of the page, and a vertical line descends from the bottom of the oval on the left side, curving slightly at the top.

**3-1.3.1 Appointment of Members and Their Tenure.** The chair and other Members shall be appointed by the council. the council may seek the recommendation of the TCC chair and/or the TC chair concerning the appointment of Members.

All such appointments are subject to annual review and reappointment by the council. Those Members who consistently fail to attend meetings, neglect to return ballots, or otherwise exhibit lack of interest, knowledge, or responsibility shall not be reappointed and may be removed for the stated causes at any time.



# THE CODE DEVELOPMENT PROCESS (Step 1)





# THE CODE DEVELOPMENT PROCESS (Step 1)

## Step 1: Public and Committee Proposal Stage

- Revision cycle begins with call for proposals asking for any interested party to submit public proposals.
- After the proposal closing date, the technical committee holds their first technical meeting.
- Committee uses the proposals in order to develop the first revisions to the standard that results in a complete integrated draft known as the Report on Proposals.
- The Report on Proposals has initial agreement by the committee based on a simple majority vote during the meeting to establish a consensus.
- The final position of the committee is established by letter ballot.



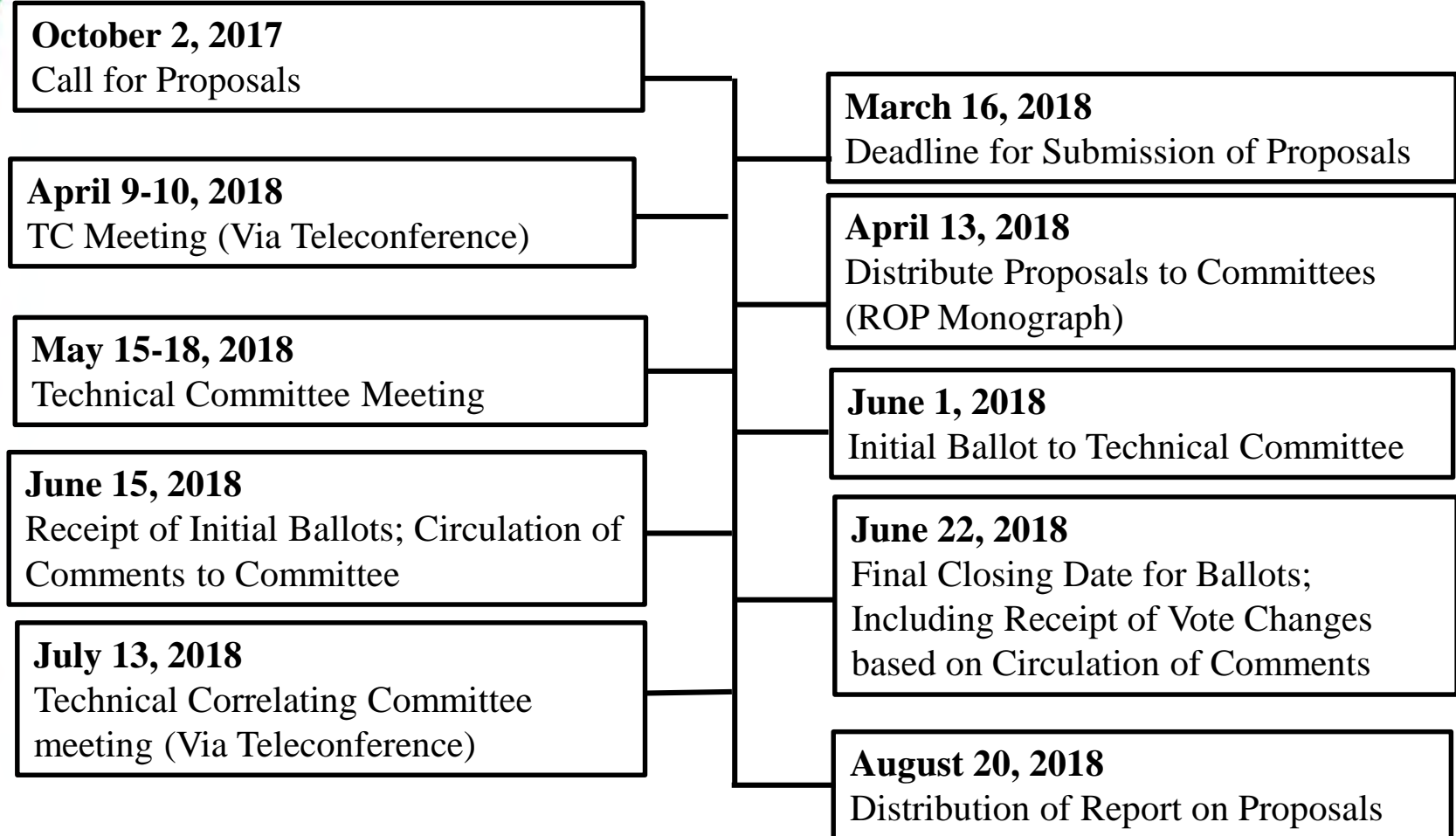
## THE CODE DEVELOPMENT PROCESS (Step 1), cont.

### Step 1: Public and Committee Proposal Stage (cont.)

- Committee is balloted on all proposals based on first revisions developed at TC meeting.
- Committee approved revisions are indicated through their actions and approval is based on two-thirds vote.
- Any proposal that failed to achieve the necessary two-thirds vote is noted in the Report on Proposals and reconsidered by the technical committee as an automatic public comment.
- Report on proposals consists of public input, committee input, correlating committee input, comments on committee actions, voting results from ballots, task group reports and preprint of the revised standard.

# CODE DEVELOPMENT TIMELINE

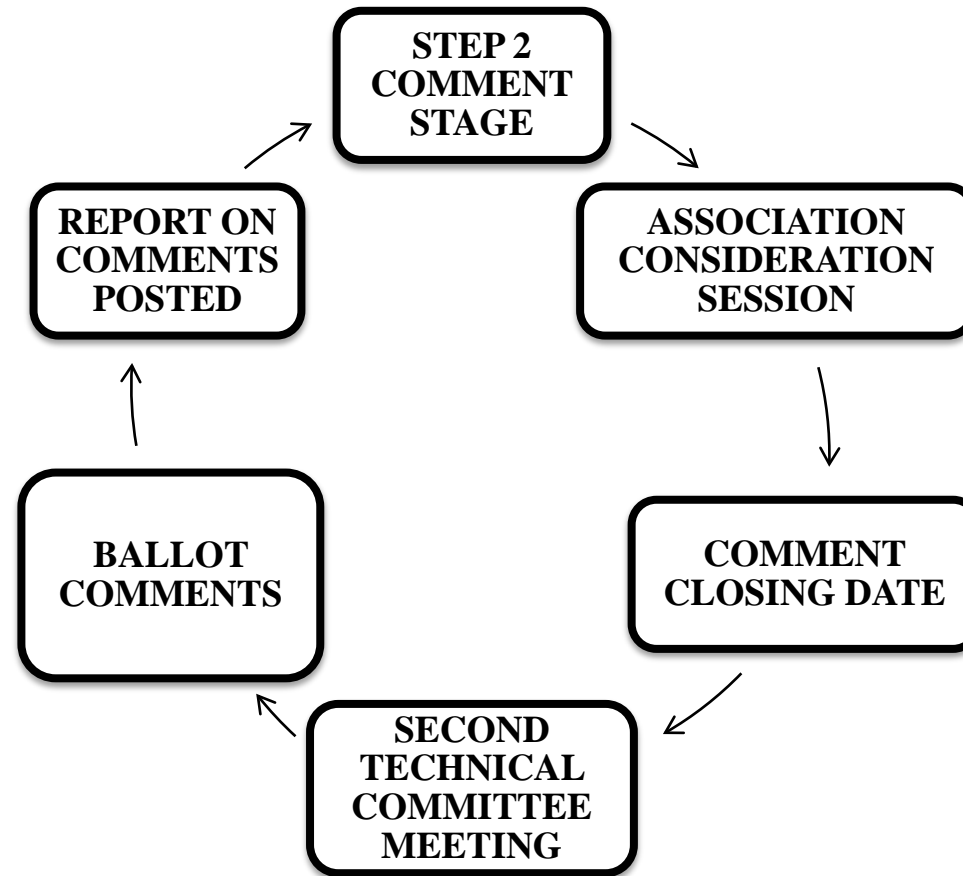
## CALL FOR PROPOSALS







# THE CODE DEVELOPMENT PROCESS (Step 2)





# THE CODE DEVELOPMENT PROCESS (Step 2 cont.)

## Step 2: Comment Stage

- Public comment period begins after the Report on Proposals is published.
- Call for public comments asking for any interested party to submit public comments.
- After the call for public comments and during the same year as the publication of the Report on Proposals, the IAPMO membership holds first meeting.
- Anyone in the association who objects to an action of the Technical Committee as published in the Report on Proposals may make a motion.
- Motions allowed at the Association Consideration Session provide the opportunity to propose amendments to the text based on the Report on Proposals.
- Successful main motion is made by majority of all members present and eligible to vote at the meeting.

### Step 2: Comment Stage (cont.)

- Only IAPMO members entitled to vote, may be physically present or send a designated representative.
- Any successful action is included in the Monograph of Comments.
- After the public comment closing date, the Technical Committee holds second technical meeting.
- Technical Committee considers and acts on all comments directly related to the Report on Proposals.
- Committee provides action and response to each public comment and uses such comments in order to develop the Report on Comments.
- The Report on Comments has the initial agreement by the committee based on simple majority vote during the meeting in order to establish consensus.
- The final position of the committee is established by letter ballot.



# CODE DEVELOPMENT TIMELINE

## CALL FOR COMMENTS



**October 2, 2018**  
IAPMO Annual Assembly  
Consideration Session

**March 22, 2019**  
Distribute Comments to Technical  
Committees (ROC) Monograph

**May 17, 2019**  
Initial Ballots to Technical Committees

**June 7, 2019**  
Final Closing Date for Ballots;  
Including Receipt of Vote Changes  
Based on Circulation of Comments

**August 21, 2019**  
Distribution of Report on Comments

**September 3, 2018**  
Call for Comments

**January 3, 2019**  
Deadline for Submission of Comments

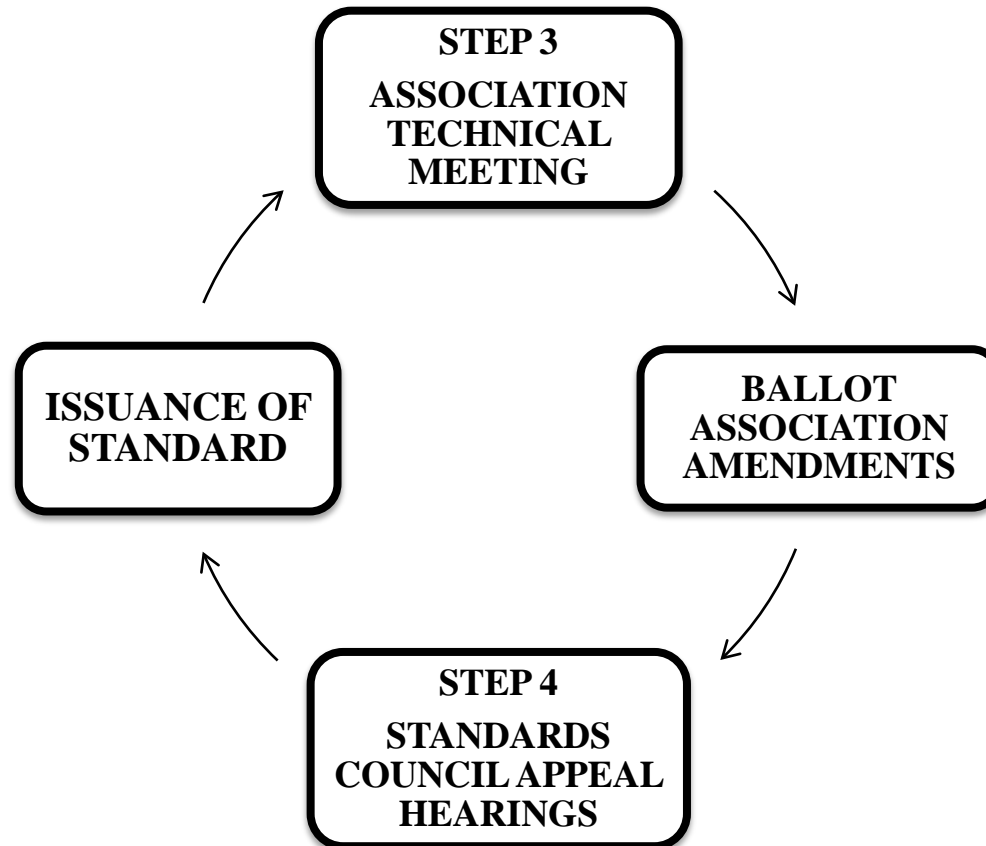
**April 29-May 2, 2019**  
Technical Committee Meetings, Denver,  
Colorado

**May 31, 2019**  
Receipt of Initial Ballots, Circulation of  
Comments to Committee

**July 3, 2019**  
Technical Correlating Committee meeting  
(Via Teleconference)



# THE CODE DEVELOPMENT PROCESS (Step 3)





# THE CODE DEVELOPMENT PROCESS (Step 3 cont.)

## Step 3: Association Technical Meeting

- After the distribution of the Report on Comments the Association Technical Meeting is held.
- The motions allowed provide the opportunity to propose amendments to the text based on the published Report on Proposal, Report on Comments and Technical Committee Proposals and Comments.
- In the case of a motion to accept a proposal or accept an identifiable part and accept a comment or accept an identifiable part, the maker of the motion is limited to the original submitter of the proposal or comment or his or her authorized representative. In all other cases, anyone can make an allowable motion. Who can make an allowable motion is governed by Section 4-5.7 of the Regulations Committee Projects.
- IAPMO membership is not required in order to make or speak to a motion, but voting is limited to IAPMO members who have joined at least 180 days prior to the session and have registered for the Technical Meeting. At the close of debate on each motion, voting takes place, and the motion requires a majority vote to carry.



# THE CODE DEVELOPMENT PROCESS (Step 3 cont.)

## Step 3: Balloting on Association Amendments

- All successful motions are confirmed by a written letter ballot following the meeting and prior to the Standard being forwarded to the Standards Council for issuance.
- The technical committee is balloted on two parts:

**Part 1:** relates to the acceptance or rejection of the assembly amendment.

**Part 2:** relates to the suitability of the resulting document should Part 1 not pass since the working of that portion of the Report affected by the amendments would return to the text of the previous edition, if any.



## THE CODE DEVELOPMENT PROCESS (Step 4)

### Step 4: Council Appeals and Issuance of the Standard

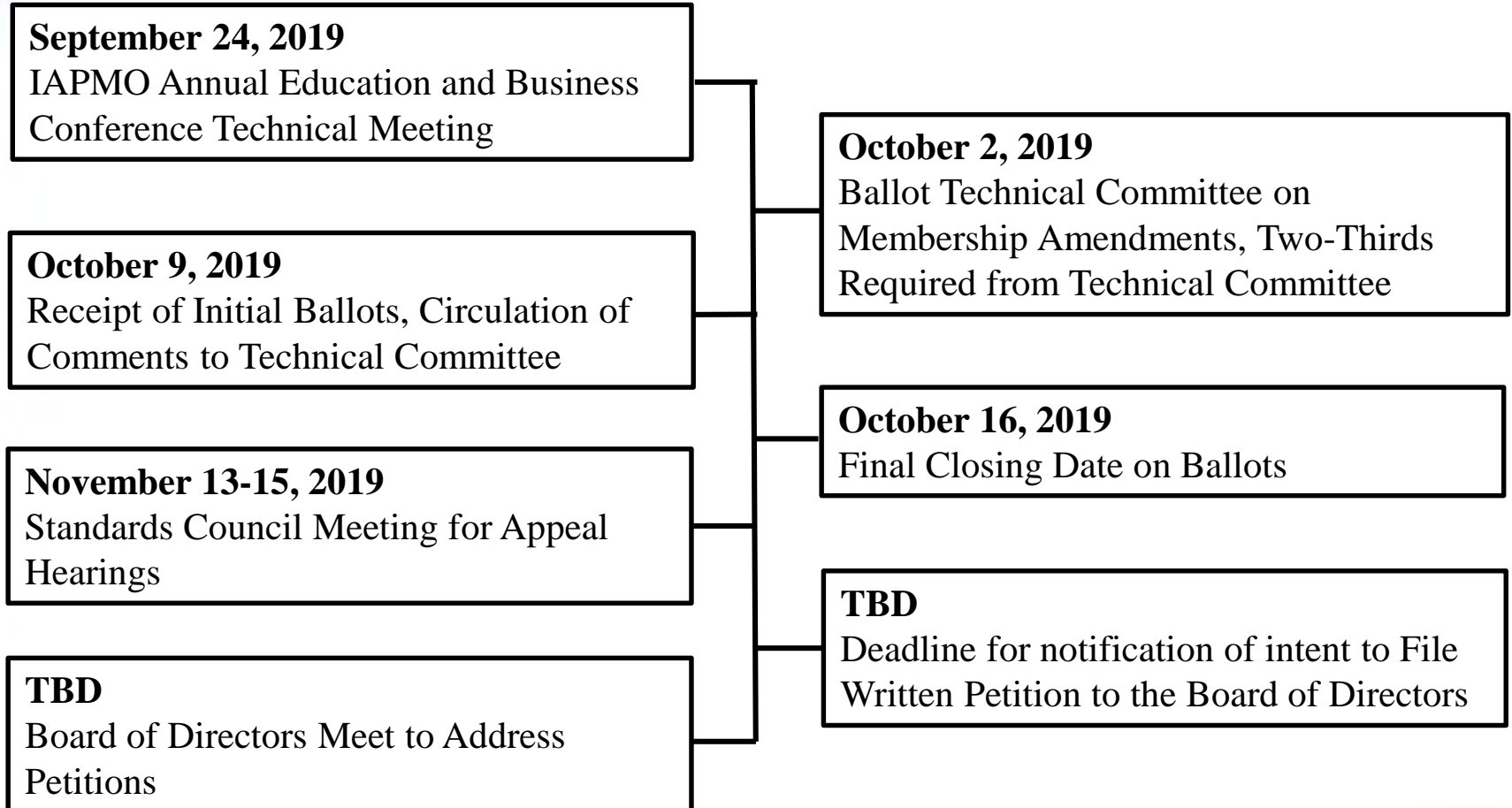
- Some proposals and/or comments receive no controversial proposed changes or comments, and therefore are sent directly to the Standards Council for issuance.
- The Standards Council considers appeals both in writing and through the conduct of hearings at which all interested parties can participate.
- It decides appeals based on the entire record of the process as well as all submissions on the appeal.
- After deciding all appeals related to a Code before it, the Council, if appropriate, proceeds to issue the Code as an official IAPMO standard.
- The decision of the Standards Council is final and the IAPMO standard becomes effective after twenty days after the Standards Council issuance.





# CODE DEVELOPMENT TIMELINE

## ASSOCIATION TECHNICAL MEETING AND APPEALS





# IAPMO TECHNICAL COMMITTEE MEETING



## WHAT MATERIALS DO I NEED?

- UPC/UMC Code
- Technical Committee Meeting Agenda
- Monograph of Proposals/Comments
- Current Committee Roster
- Regulations Governing Committee Projects for the UPC/UMC
- IAPMO Technical Committee Newsletter

## GENERAL PROCEDURES

- Members please verify/update your contact information.
- Use of tape recorders or other means capable of reproducing verbatim transcripts of this or any IAPMO meeting is not permitted.
- Members in any category who have been retained to represent the interests of another interest category with respect to a specific issue addressed by the TC or TCC shall declare those interests to the committee and refrain from voting throughout the process.
- Guests are required to sign in and identify their affiliations.
- Participation is limited to TC members or those individuals who have previously requested time to address the committee. Other participation is granted at the discretion of the Chair.

## **Robert's Rules of Order apply to Parliamentary Procedures**

- Beginning of Technical Meeting: Chair presents Proposals or Comments and asks for motion.
- TC member addresses Chair and receives recognition from the Chair.
- TC member states name, affiliation, exact motion and reason statement.
- Chair looks for a second of the motion, then restates the motion and reason statement.
- Chair calls for discussion, once discussion starts, restate your name and whether you are for or against the motion.
- Chair takes the vote.
- Chair announces the result of the vote.



## TIPS ON ROBERTS RULES OF ORDER



**IAPMO**

- A main motion must be moved, seconded, and stated by the chair before it can be discussed.
- If you want to move, second, or speak to a motion, *raise your hand and address the chair*.
- If you approve the motion as is, *vote for it*.
- If you disapprove the motion, *vote against it*.
- If you approve the idea of the motion but want to change it, *amend or modify it*.
- If you want time to think the motion over, *postpone to a certain time (Table the item)*.
- If you think that the committee should give further consideration to a matter already voted upon, *move that it be reconsidered*.
- If you think that further discussion is unnecessary, *move the previous question or call the question*.
- If a motion has several parts, and you wish to vote differently on these parts, *move to divide the motion*.

# VOTING AT MEETING

The logo for IAPMO (International Association of Plumbing and Mechanical Officials) is located in the top left corner. It features the acronym "IAPMO" in a bold, black, sans-serif font, set against a green shield-like background. The shield is partially enclosed by a green, curved line that extends across the top of the page.

## **Straw vote at Technical Committee Meeting to achieve consensus:**

### Technical Committee Action on **Proposals**:

***Accept the proposal as submitted***- The committee accepts the proposal exactly as written. Only editorial changes such as paragraph and section numbering and correction to spelling, capitalization, and hyphenation may be made.

***Accept the proposal as amended by the TC***- Accept the proposal with some modification. The committee action must indicate specifically what action was taken to revise the proposal.

***Reject the proposal***- The committee rejects the proposal. If the principle or intent of the proposal is acceptable in whole or in part, the proposal should not be rejected, it should be revised by the committee and accepted as amended. A complete reason for rejection of the proposal, technical in nature, must be supplied in the committee statement.



## VOTING AT MEETING(cont.)

Technical Committee Action on **Comments**:

***Accept the comment as submitted***- The committee accepts the comment exactly as written. Only editorial changes such as paragraph and section numbering and correction to spelling, capitalization, and hyphenation may be made.

***Accept the comment as amended by the TC***- Accept the comment with some modification. The committee action must indicate specifically what action was taken to revise the proposal.

***Reject the comment***- The committee rejects the comment. If the principle or intent of the comment is acceptable in whole or in part, the comment should not be rejected, it should be revised by the committee and accepted as amended. A complete reason for rejection of the comment, technical in nature, must be supplied in the committee statement.

***Holding the Comment***-A comment is held until the next revision cycle if it would introduce a concept that has not had public review by being included in the ROP; would require significant change to the text that the TC would need to restudy; or would propose something that could not be properly handled within the time frame for processing the report.

## VOTING (After TC Meeting)

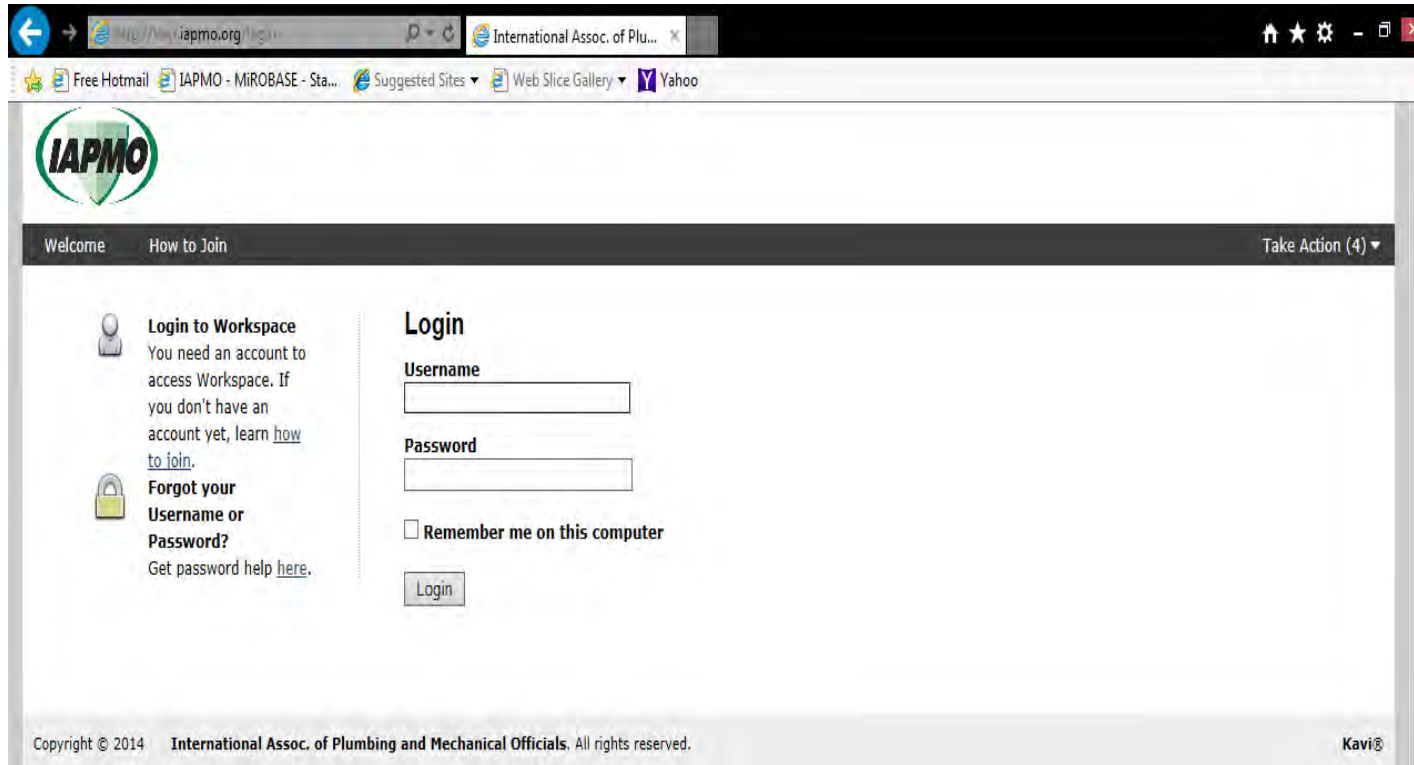
The logo for IAPMO (International Association of Plumbing and Mechanical Officials) is located in the top left corner. It features the acronym "IAPMO" in a bold, black, sans-serif font, set against a green shield-shaped background. The shield is partially enclosed by a green, curved line that forms a partial circle around the top and left sides of the text.

- Voting during TC meeting is used to establish a sense of agreement (simple majority).
- Initial ballot sent to appropriate Technical Committee for review.
- Circulation of negatives and comments sent to appropriate Technical Committee for review.
- Ballots that fail letter ballot in the Report on Proposals become a automatic public comment (to solicit public input).
- Secured by letter ballot (2/3 affirmative vote).
- Results of formal ballot determine the official position of the committee.



# ELECTRONIC BALLOTING

- Click link on the ballot email or go to [www.kavi.iapmo.org](http://www.kavi.iapmo.org)
- Sign in with Username and Password

A screenshot of a web browser showing the IAPMO login page. The browser's address bar shows the URL 'http://www.iapmo.org/login'. The page features the IAPMO logo at the top left, a navigation bar with 'Welcome' and 'How to Join' links, and a 'Take Action (4)' dropdown. The main content area is divided into two columns. The left column contains a 'Login to Workspace' section with a user icon and text explaining the need for an account, and a 'Forgot your Username or Password?' section with a padlock icon and a link for password help. The right column is titled 'Login' and contains a 'Username' input field, a 'Password' input field, a 'Remember me on this computer' checkbox, and a 'Login' button. The footer of the page includes the copyright notice 'Copyright © 2014 International Assoc. of Plumbing and Mechanical Officials. All rights reserved.' and the 'Kavi®' logo.



# ELECTRONIC BALLOTING AND KAVI

- Click on “Groups” under “My Groups”
- Select the applicable TC Group

Public Workspace **Workspace** Administration Reports Help

**IAPMO**

Groups Take Action (1)

**International Assoc. of Plumbing and Mechanical Officials Workspace**

New Since Feb 25, 2013

Documents (754)	Events (0)	Ballots Opened (1504)
Ballots Closed (0)	Comments (0)	Groups (0)
Emails (13)	Status Changes (0)	

24 Hours (1) 7 Days (1) 30 Days (745) All

Update your profile  
Account last updated: 26 Jun 2012  
Please check your My Account page and verify that your

**About Kavi Workspace**  
Kavi Workspace provides all of the tools needed to collaborate on standards development.

**Start Participating**  
Once you have joined a group, this page will show any items requiring your attention. You can also visit [My Groups](#) to see recent activity. From the My Groups page, click on the tabs along the top to see more of information on:

- [Ballots](#) - a summary of recent ballots is also present on the All Groups page
- [Recent Documents](#) - documents from groups in which you participate and recently published documents from other groups
- [Email](#) - read online archives of email discussions

Public Workspace **Workspace** Administration Reports Help

**IAPMO**

Groups Take Action (1)

**Search all groups**

Search

All Groups  
My Groups  
Documents  
Calendar  
Email  
Comments  
Action Items  
Ballots  
RSS

**My Groups**

- Standard Task Group
- Storm Drainage System Sizing Task Group
- Uniform Mechanical Code Technical Committee
- Uniform Plumbing Code Review Task Group**
- Uniform Plumbing Code Technical Committee

**All Groups [EXPAND ALL]**

- Code Development
- Green Technical Committee
- Mechanical Code Answers and Analysis Committee
- Plumbing Code Answers and Analysis Committee
- Publications Committee
- Standards

Update your profile  
Account last updated: 26 Jun 2012  
Please check your My Account page and verify that your

**needed to collaborate on standards development.**

will show any items requiring your attention. Recent activity. From the My Groups page, click on information on:

- [Ballots](#) - a summary of recent ballots is also present on the All Groups page
- [Recent Documents](#) - documents from groups in which you participate and recently published documents from other groups
- [Email](#) - read online archives of email discussions



# ELECTRONIC BALLOTING AND KAVI (cont.)

- Click on Ballots
- Click the ballot name that you are voting on

Public Workspace **Workspace** Administration Reports Help

**IAPMO** Step 2 - Click on Ballots

Groups Take Action (1)

Workspace All Groups My Groups Code Development Uniform Plumbing Code Technical Committee Search This Group User Manual

### Uniform Plumbing Code Technical Committee

**Group Info**  
Group Chair: Tim Collins, City of Salt Lake City  
tim.collins@slcgov.com

**Group Email Addresses**  
Post message: upct@kavi.iapmo.org  
Contact chair: upct-chair@kavi.iapmo.org  
group charter

**Documents**  
quick add  
add a document

**Calendar**  
this week  
add event

**Ballots**  
closed ballots

**Action Items**

**Comments**  
documents open for comment

**Settings**  
send email

**Roster**  
My Profile  
remove me

Public Workspace **Workspace** Administration Reports Help

**IAPMO**

Groups Take Action (1)

Workspace All Groups My Groups Code Development Uniform Plumbing Code Technical Committee Ballots Search This Group User Manual

### Uniform Plumbing Code Technical Committee Ballots

Group Home Roster Calendar Documents Comments Ballots Action Items Email

Filter

All Ballots in this Group

Showing 1-10 of 101 ballots | page 1 2 3 4 5 6 7 8 9 10

Close Date	Ballot Name	Voting Results		Status
2013-11-12	UPC Item #002	Affirmative	0 0%	Completed
		Negative comment	0 0%	Completed
		Abstain/comment	0	





# ELECTRONIC BALLOTING AND KAVI (cont.)

- Make selection: Affirmative, Negative or Abstain
- Must include comment on Negative or Abstain vote
- Click vote to submit selection

**Public Workspace** | **Workspace** | Administration | Reports | Help

**IAPMO**

Groups | All Groups | My Groups | Code Development | Uniform Plumbing Code Technical Committee | Ballots | Ballot Details

**Uniform Plumbing Code Technical Committee**

Group Home | Roster | Calendar | Documents | Comments | Ballots | Action Items | Email

You can vote on (375) Ballots in Uniform Plumbing Code Technical Committee. | UPC Item #001

**Ballot Details: UPC Item #001** [VOTE]

Ballot Question	UPC Item #001
Ballot Description	Proposal is extensive, please see attached pdf.
Ballot Options	<p>Voting Closes: Monday, 17 June 2013 @ 5:00 pm PDT</p> <p>You must choose exactly 1 option. You may change your vote at a later time, as long as the ballot is open.</p> <p><input type="radio"/> AFFIRMATIVE (Comment Optional) 3 100%</p> <p><input type="radio"/> NEGATIVE W/COMMENT (Comment Required) 0 0%</p> <p><input type="radio"/> ABSTAIN W/COMMENT (Comment Required) 0 0%</p>
Comments	<p>Select a Ballot Option first, then comment if permitted.</p> <p>Voter comments are REQUIRED when voting "NEGATIVE W/COMMENT" or "ABSTAIN W/COMMENT"</p> <p>Voter comments are OPTIONAL when voting "AFFIRMATIVE"</p> <p><input type="text"/></p> <p><a href="#">attach document</a></p>
Interest Category	Enforcing Authority

The results of your vote will be listed below and viewable by members of the following groups: International Assoc. of Plumbing and Mechanical Officials General Membership, Uniform Plumbing Code Technical Committee. [VOTE]

**Referenced Items**

Name	Type	Date	Actions
<a href="#">UPC Item 001.pdf</a>	Document	2013-05-16	

Voting Details for Company Ballots

- Voting Statistics
- Voting Summary by Option
- Voting Summary by Interest Category
- Voting Details

# GUIDELINES FOR REFERENCING MANDATORY STANDARDS

The IAPMO logo features the acronym "IAPMO" in a bold, black, sans-serif font. The letters are set against a light green shield-shaped background. This shield is enclosed within a dark green, stylized oval frame that has a slight 3D effect. A thick, dark green horizontal line extends from the right side of the oval across the top of the slide.

**IAPMO**

## Guidelines for Referencing Mandatory Standards

- Provides guidance to TC for referencing mandatory standards.
- Scope or application must be clearly described.
- Shall be written in mandatory language.
- States specific criteria that minimize the judgment required by the users.
- Standard shall not have the effect of requiring proprietary materials.
- Standard shall not prescribe a proprietary agency for quality control or testing.

# Referenced Standards and Publications

- **Standard** — *A document, the main text of which contains only mandatory provisions using the word “shall” to indicate requirements and which is in a form generally suitable for mandatory reference by another standard or code or for adoption into law. Nonmandatory provisions shall be located in an appendix, footnote, or fine-print note and are not to be considered a part of the requirements of a standard.*
  
- **Mandatory Referenced Standards in IAPMO Codes and Standards**
  - **3-3.7.1.1** *Mandatory standards referenced in IAPMO codes and standards shall be written using mandatory language and shall be identifiable by title, date or edition, and name of the developing organization. An original copy of the reference standard shall be on file at IAPMO Headquarters if not readily available from other sources.*
  
  - **3-3.7.1.2** *Mandatory standards referenced in IAPMO codes and standards shall be developed via an open process having a published development procedure. The development procedure shall include a means for obtaining divergent views, if any. The development procedure shall include a means of achieving consensus for the resolution of divergent views and objections.*
  
  - **3-3.7.1.3** *Mandatory standards referenced in IAPMO codes and standards not complying with 3-3.7.1.2 are permitted. However, in such instances the TC shall determine that the mandatory standard is appropriate for reference. The TC shall verify the standard is written in mandatory language, is identifiable by title, date or edition, and developing organization, and that it is readily available. Any mandatory standard proposed for reference on the basis of this paragraph shall be specifically identified as not complying with 3 3.7.1.2 in a ROP or ROC.*



## Referenced Standards and Publications (cont.)

- **3-3.7.2** *Nonmandatory Reference standards in IAPMO codes and standards. Reference standards that do not comply with 3-3.7.1 shall only be referenced as nonmandatory standards and shall only be included as advisory material in an IAPMO code or standard.*
- **3-3.7.3** *Nonmandatory Referenced Publications in IAPMO guide documents and Recommended Practices. Publications referenced in IAPMO guide documents and documents establishing recommended practices shall be subject to 3-3.7.4.*
- **3-3.7.4** *Reference to other IAPMO documents or documents Published by other organizations. When a reference is made in a Technical Committee Report to another IAPMO document or other publications prepared by any organization, such a reference shall contain the title, date or edition, name of the developing organization and preferably the specific parts of the document to which reference is made. TCs shall include such references only after review of such documents or publications, satisfying themselves that the references are adequate and appropriate. an original copy of the reference document shall be on file at IAPMO Headquarters, if not readily available from other sources.*

# EXTRACT GUIDELINES

The IAPMO logo features the acronym "IAPMO" in a bold, black, sans-serif font. The letters are set against a light green shield-shaped background. This shield is enclosed within a dark green, stylized oval frame that has a slight 3D effect. A thick, dark green horizontal line extends from the right side of the oval frame across the top of the slide.

**IAPMO**

- This guideline is intended to apply to extraction among IAPMO documents, and documents between IAPMO and other ANSI-accredited standards developing organizations that are working with IAPMO to harmonize and/or coordinate their respective documents.
- Editing of the extracted text is confined only to making the style consistent with that of the document containing the extract.
- The extracted text is kept current with that of the source document.
- **If the technical committee does not wish to include the updated extract, the existing extract shall be deleted from the source document.**





# MANUAL OF STYLE



- The purpose of this manual is to promote uniformity of form and style in IAPMO codes.
- Aids the user to find what is required and to understand the metrics of developing a standard for codes.
- Deviations from the manual of style may mean wasted time for authors, reviewers, editors, and eventually the user of the code.

- Click on Codes

## THE IAPMO GROUP

 Codes	 Product Certification	 Product Testing
 Education & Certification	 Product Standards Development	 Electrical Product Compliance Provider
 Membership/ Publications/About Us	 ISO Registrar	 Backflow Prevention Institute
 WEStand	 Australia & New Zealand Product Certification	 DEA Dispensing Equipment Alliance
 India Code Adoption & Training	 Indonesia Testing and Listing	 ASSE International Chapter of IAPMO
 RPA Radiant Professionals Alliance	 Building Product Evaluations	 Institute of Building Technology



### IAPMO

The International Association of Plumbing and Mechanical Officials has been protecting the public's health and safety for ninety years by working in concert with government and industry to implement comprehensive plumbing and mechanical systems around the world.

As a membership-based association, IAPMO is proud to utilize an open consensus process in the development of our flagship *Uniform Plumbing Code®* and *Uniform Mechanical Code®*. These codes are established through scientific research, debate, and

[2021 UPC-UMC Code Timeline](#)

[2018 USHGC-USPSHTC Timeline](#)

[2017 WE-Stand Timeline](#)

#### News and Views

[Report on Comments \(ROC\) Toward Development of 2018 USHGC and USPSHTC Now Available for Online Download](#)

[U.S. Congress Passes Omnibus Spending Bill](#)

Search

[Join IAPMO](#)

[IAPMO Members Only Website](#)

[Product Listing Directory](#)

[Publications Online Store](#)

[How We Help You](#)

[IAPMO Certified Professionals Search](#)

[Codes](#)

[Ask A Code Question](#)

[Emerging Water Technology Symposium](#)

[Education, Training and Certification](#)

[Contact IAPMO Field Rep](#)



# IAPMO CODES WEBSITE (cont.)

- Click on applicable IAPMO Code

Code No.	Code Name
<a href="#">UPC</a>	Uniform Plumbing Code
<a href="#">UMC</a>	Uniform Mechanical Code
<a href="#">USPSHTC</a>	Uniform Swimming Pool, Spa & Hot Tub Code
<a href="#">USHGC</a>	Uniform Solar, Hydronics and Geothermal Code
<a href="#">2010 CPC</a>	2010 California Plumbing Code
<a href="#">2013 CPC</a>	2013 California Plumbing Code
<a href="#">2016 CPC</a>	2016 California Plumbing Code
<a href="#">2010 CMC</a>	2010 California Mechanical Code
<a href="#">2013 CMC</a>	2013 California Mechanical Code
<a href="#">2016 CMC</a>	2016 California Mechanical Code
<a href="#">2011 OPSC</a>	2011 Oregon Plumbing Specialty Code
<a href="#">2014 OPSC</a>	2014 Oregon Plumbing Specialty Code
<a href="#">2017 OPSC</a>	2017 Oregon Plumbing Specialty Code
<a href="#">2009 IDAHO</a>	Idaho State Plumbing Code
<a href="#">WE Stand</a>	Water Efficiency and Sanitation Standard



# IAPMO CODES WEBSITE (cont.)

- Click on Document Information
- Current and next edition
- Document Scope
- Archived revision information
- Manual of Style



CURRENT EDITION: 2018 NEXT EDITION: 2021

[Return to Codes Home Page](#)

Document Information	Technical Committee	Technical Correlating Committee	Technical Questions	Articles/Community	Products/Training
----------------------	---------------------	---------------------------------	---------------------	--------------------	-------------------

Edition to display: 2021


Buy this edition: 2021 edition not yet available for sale


**What is the 2021 UPC?**  
The UPC established minimum requirements and standards for the protection of the public health, safety and welfare. 101.2 Scope. The provisions of this code shall apply to the erection, installation, alteration, repair, relocation, replacement, addition to, use, or maintenance of plumbing systems within this jurisdiction.

**What does the UPC address?**  
Includes all potable water, building supply, and distribution pipes; all plumbing fixtures and traps; all drainage and vent pipes; and all building drains, and building sewers, including their respective joints and connections, devices, receptors, and appurtenances within the property lines of the premises and shall include potable water piping, potable water treating or using equipment, medical gas and medical vacuum systems, liquid and fuel gas piping, and water heaters and vents for same. [Table of Contents](#)

SUBMIT ONLINE 2021 UPC/UMC PROPOSALS - DEADLINE MARCH 16, 2018

SUBMIT ONLINE 2021 UPC/UMC COMMENTS - DEADLINE JANUARY 3, 2019

Archived Revision Information   
[Read the archived revision information](#)

Tentative Interim Amendments   
[Instructions on How to Submit a TIA](#)  
[TIA Template \(MSWord\)](#)

Proposed TIAs

Erratas





# IAPMO CODES WEBSITE (cont.)

- Committee Members
- Scope and Responsibility
- General Committee Member Information



CURRENT EDITION: 2018    NEXT EDITION: 2021

[Return to Codes Home Page](#)

<a href="#">Document Information</a>	<a href="#">Technical Committee</a>	<a href="#">Technical Correlating Committee</a>	<a href="#">Technical Questions</a>	<a href="#">Articles/Community</a>	<a href="#">Products/Training</a>
--------------------------------------	-------------------------------------	---	-------------------------------------	------------------------------------	-----------------------------------

<p>Committee Name <b>Uniform Plumbing Code</b></p> <p>Staff Liaison <a href="#">Enrique Gonzalez</a></p> <p><a href="#">Committee Members Roster</a></p> <p><a href="#">Committee Scope and Responsibility</a></p> <p><a href="#">Classification of Committee Members</a></p> <p><a href="#">Apply to the Committee</a></p>	<p><b>General Committee Member Information</b></p> <p><a href="#">The Codes and Standards Development Process</a></p> <p><a href="#">Information on IAPMO Codes and Standards Development</a></p> <p>Technical Committee Newsletters  <a href="#">2018 UPC UMC TC Newsletter Teleconference</a>  <a href="#">2018 UPC UMC TC Newsletter</a></p> <p><a href="#">Consensus Code Development Cycle: Bylaws, Regulations, Procedures and Guidelines</a></p> <p><a href="#">Bylaws Change Notice</a></p> <p><a href="#">Proposed Bylaw Change Form</a></p> <p><a href="#">Guidelines for Referencing Mandatory Standards</a></p>
---	---



# IAPMO CODES WEBSITE (cont.)

- Archived Revision Information



## UPC 2021: ARCHIVED REVISION INFORMATION

### Revision cycle information

Revision Cycle: Annual 2021

Revised Edition Date: 2021

[2021 UPC.UMC CODE TIMELINE](#)

### Report on Proposals (ROP) <sup>?</sup>

Public Input Closing Date: March 16, 2018

ROP Monograph Posting Date: April 13, 2018

ROP Posting Date: August 20, 2018

### Technical Correlating Committee

### Standards Task Group

### UPC Standards Task Group

### ROP Meeting Notices <sup>?</sup>

May 15 - 18, 2018, Ontario, CA - DoubleTree Hotel

### ROP Meeting Agenda

May 15 - 18, 2018, Ontario, CA - DoubleTree Hotel

### ROP Meeting Minutes <sup>?</sup>

May 15 - 18, 2018, Ontario, CA - DoubleTree Hotel

### ROP Ballots

Initial Ballot to Technical Committee: June 1, 2018

Circulation of ROP Ballots: June 15, 2018

Final ROP Ballots: June 22, 2018

### Assembly Consideration Session

October 2, 2018

[Making Motions at the Assembly Consideration Session](#)

[Assembly Consideration Session Rules.pdf](#)



# IAPMO CODES WEBSITE (cont.)

- Technical Correlating Committee



CURRENT EDITION: 2018 NEXT EDITION: 2021

[Return to Codes Home Page](#)

Document Information	Technical Committee	Technical Correlating Committee	Technical Questions	Articles/Community	Products/Training
----------------------	---------------------	---------------------------------	---------------------	--------------------	-------------------

[Technical Correlating Committee Roster](#)

**Staff Liaison**  
[Enrique Gonzalez](#)

**Committee Scope and Responsibility**

As defined by the Regulations Governing Committee Projects, the Technical Correlating Committee (TCC) is the consensus body responsible for the development and revision of any document or documents emanating from a Technical Committee Project (such as the Uniform Plumbing, Mechanical, Solar, and Swimming Pool Codes). All persons wishing to participate on the TCC must complete an application for Technical Committee Membership (see link below), including a resume of qualifications. Once an application (and resume) has been received by IAPMO, it is forwarded to the Standards Council Secretary for consideration by the Standards Council.

An important function of the Standards Council is to maintain a balance of interest classifications on the TCC.

**Those classifications are:**

Manufacturer	Labor
Enforcing Authority	Installer/Maintainer
Research/Standards/Testing Laboratory	Special Expert
Consumer	User

Once appointed to the TCC, each member is subject to annual review and reappointment. It is the responsibility of each member to participate and act in accordance with the Regulations Governing Committee Projects.

The roster (linked above) are divided into three columns: Name, Representation, and Classification. Committee members are arranged by classification for ease of identification.

For a more detailed explanation of responsibilities of the Technical Correlating Committee, please refer to Section 3 of the Regulations Governing Committee Projects.

**Apply to the Committee**  
[Submit Committee application online](#)



# THE CODES DEVELOPMENT PROCESS

**THIS CONCLUDES OUR OVERVIEW OF IAPMO'S CODES  
DEVELOPMENT PROCESS**

**ANY QUESTIONS ??????**

**CONTACT:**

**Enrique Gonzalez – UPC Staff Liaison**

**[Enrique.gonzalez@iapmo.org](mailto:Enrique.gonzalez@iapmo.org)**

**Zalmie Hussein – UMC Staff Liaison**

**[Zalmie.hussein@iapmo.org](mailto:Zalmie.hussein@iapmo.org)**